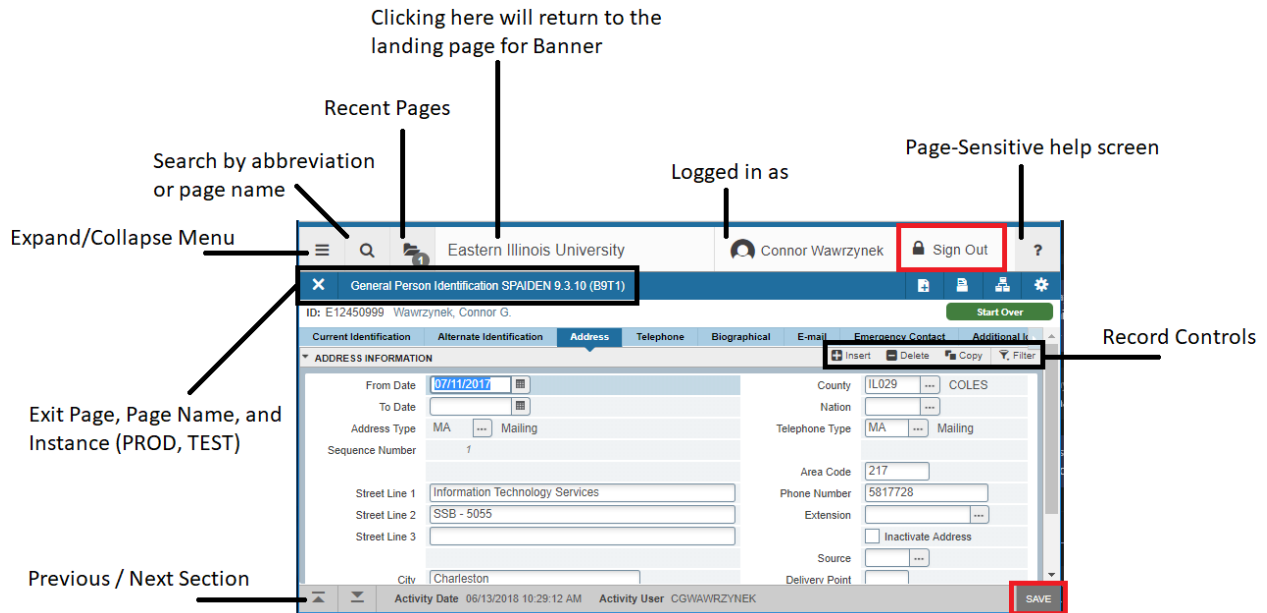
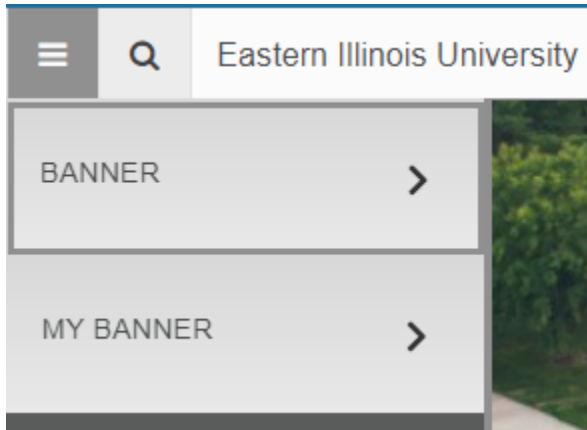


**Banner 9 Navigation moves a lot of the previous menu buttons to the outside corners of the page.**



**Will the personalized “My Banner” be available in Banner 9?**


Yes, any links or shortcuts you had set up in INB will show within the side menu accessed by clicking the three lines in the top left corner. Items can be added or removed in in the page GUAPMNU



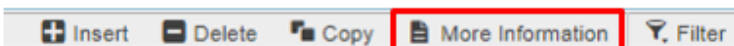
**How do I see Supplemental Data / SDE? [Lightbulb in INB]**

Pages with prompts for supplemental data display this as a “More Information” option in the record navigation. If no supplemental data is available for the record, the page icon will appear blank.

**Banner 8**



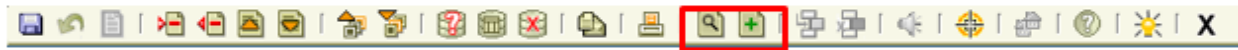
**Banner 9**



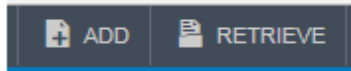
## How do I access Banner Document Manager / BDMS ?

The large “Add” and “Retrieve” buttons are the shortcut to launch a new window for Banner Documents.

### Banner 8




### Banner 9



## Where are the “Options” to navigate between forms?

Banner 9 has separated these items out into two separate dropdown menus: The **Related** menu contains the related pages that were previously listed under options (links to other pages) and the **Tools** menu contains the actions that were listed there (context-sensitive actions on the page)



The diagram illustrates the relationship between Banner 8 and Banner 9 menus. A green box on the left represents the Banner 8 "Options" menu, listing various forms such as "Current Identification", "Alternate Names or IDs", "Address", "Telephone", "Biographical", "E-mail", "Emergency Contact", and "Additional Identification". A blue box on the right represents the Banner 9 "Tools" menu, listing actions like "Refresh", "Export", "Print", "Clear Record", "Clear Data", "Item Properties", "Display ID Image", "Exit Quickflow", and "About Banner". A blue box at the bottom left represents the Banner 9 "Related" menu, listing related pages like "Application for Positions [PAAAPPL]", "List of Applications by Applicant [PAIALST]", "Employee Information [PEAEMPL]", "Address List [PPIADDR]", "E-mail Addresses [GOAEMAL]", "Person Search [SOAIDEN]", "Non-Person Search [SOACOMP]", "Employee Search [POIDEN]", "Person System Identification [GUASYST]", and "General Information Form [PPAGENL]". Lines connect the Banner 8 menu to the Banner 9 "Related" and "Tools" menus, indicating that Banner 8 options are now split into these two Banner 9 menus.

**Banner 8**

**Banner 9**